


Adding Slides to Homepage SlideShow

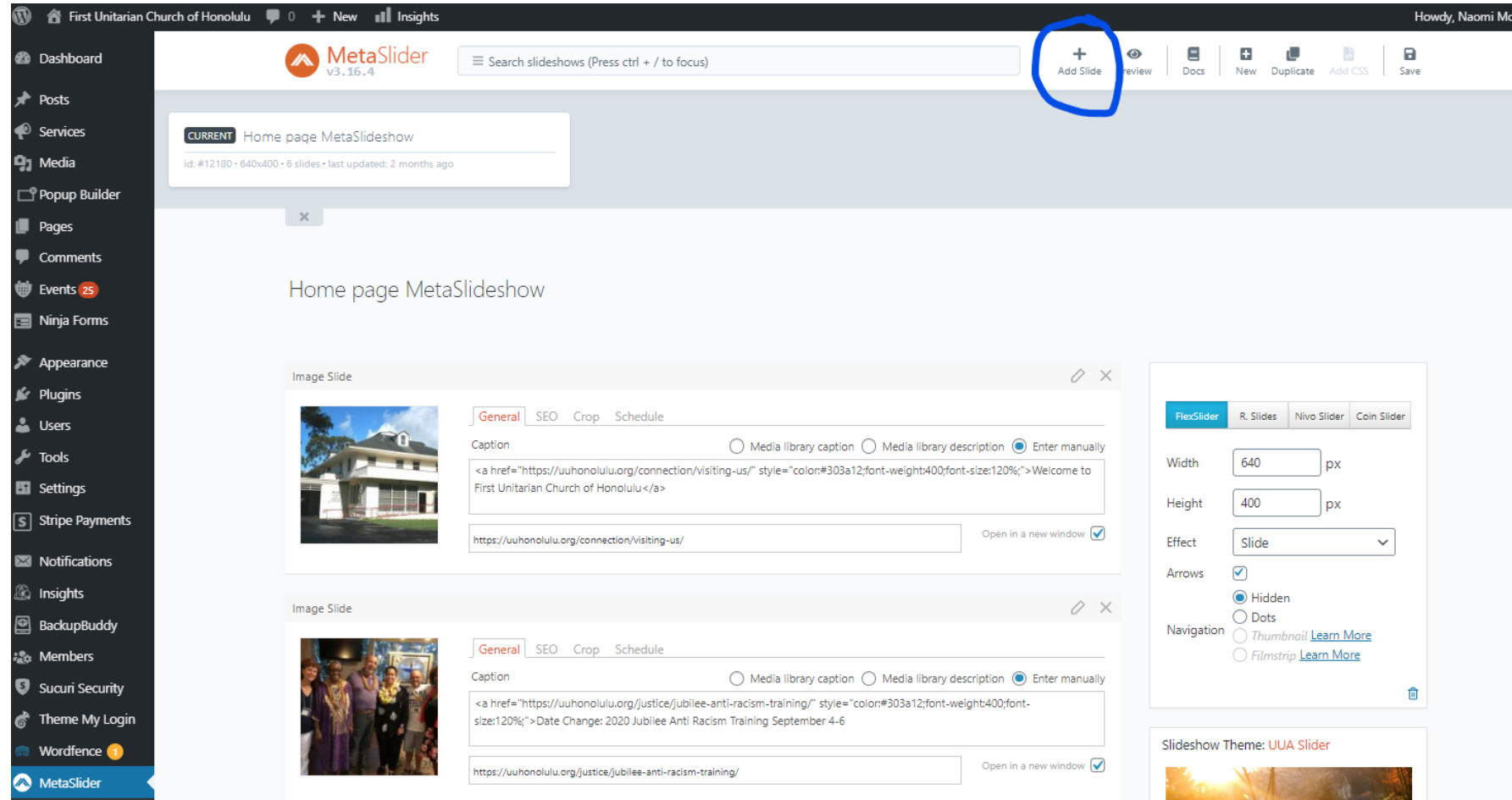
From Wordpress dashboard,
open MetaSlider.

You may have to scroll down
to see it.



The screenshot shows the WordPress dashboard interface. On the left is a dark sidebar with a list of menu items. The 'MetaSlider' item at the bottom of the sidebar is circled in blue. A green arrow points from the text above to this item. The main content area on the right shows various WordPress widgets: 'Setup Website Analytics', 'Site Health Status' (showing a 'Good' status), 'At a Glance' (showing 29 posts, 119 pages, and 463 comments), 'Activity' (listing recent posts), and 'WordPress Events and News' (listing upcoming events like WordCamp Denver).

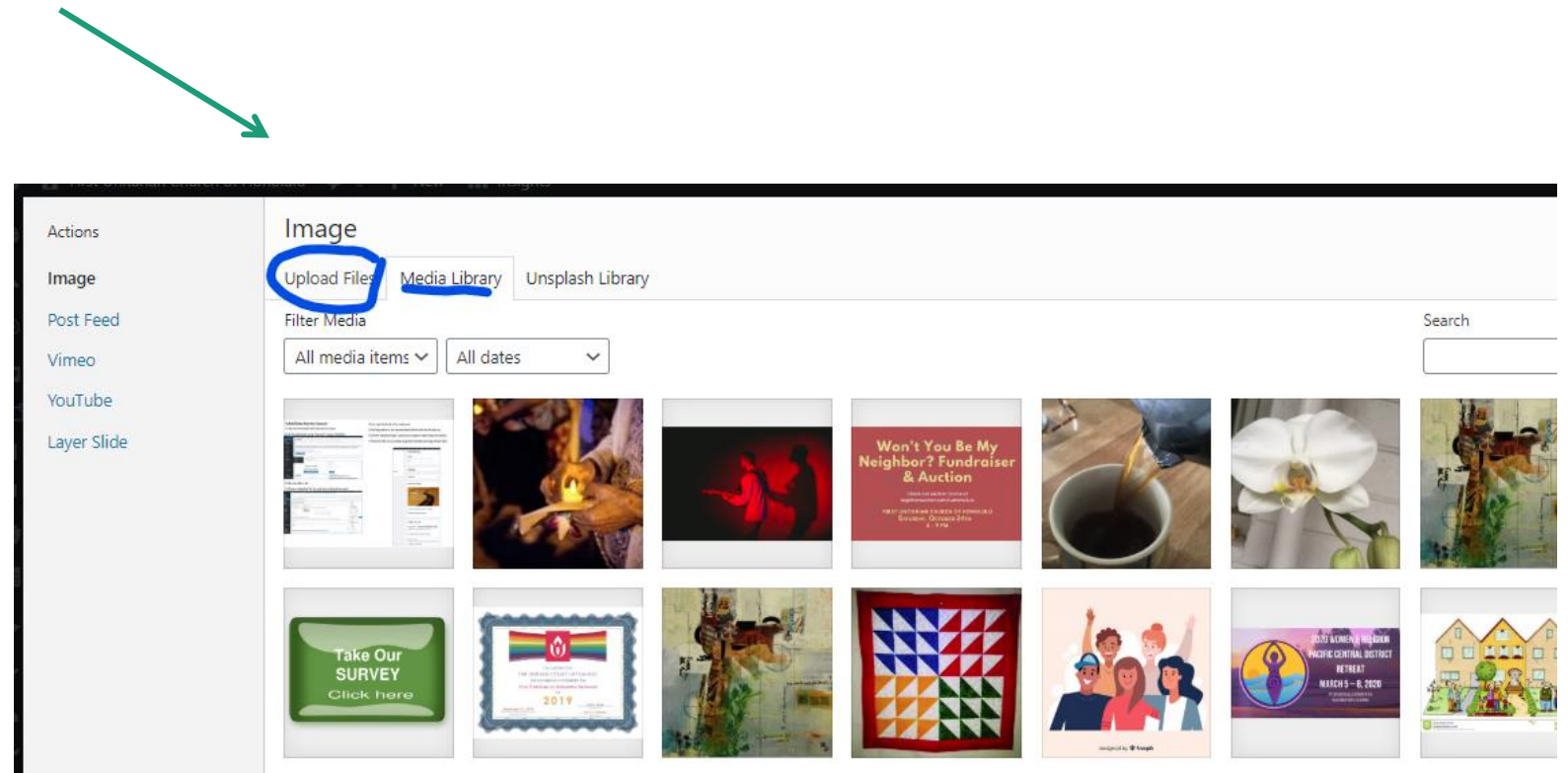
Select “Add Slide” from the top menu



The screenshot displays the MetaSlider v3.16.4 interface within a WordPress dashboard. A green arrow points from the text 'Select “Add Slide” from the top menu' to the '+ Add Slide' button in the top right toolbar. The interface includes a left sidebar with navigation links such as Dashboard, Posts, Services, Media, and MetaSlider. The main area shows the 'Home page MetaSlideshow' with details like 'id: #12180 · 640x400 · 6 slides · last updated: 2 months ago'. Below this, two 'Image Slide' editing panels are visible, each with tabs for General, SEO, Crop, and Schedule. The first slide features an image of a church and a caption with an href. The second slide features an image of a group of people and a caption about anti-racism training. On the right, a settings panel for the 'FlexSlider' theme shows options for Width (640 px), Height (400 px), Effect (Slide), Arrows (checked), and Navigation (Hidden selected). The bottom right corner shows the 'Slideshow Theme: UUA Slider' with a preview image.

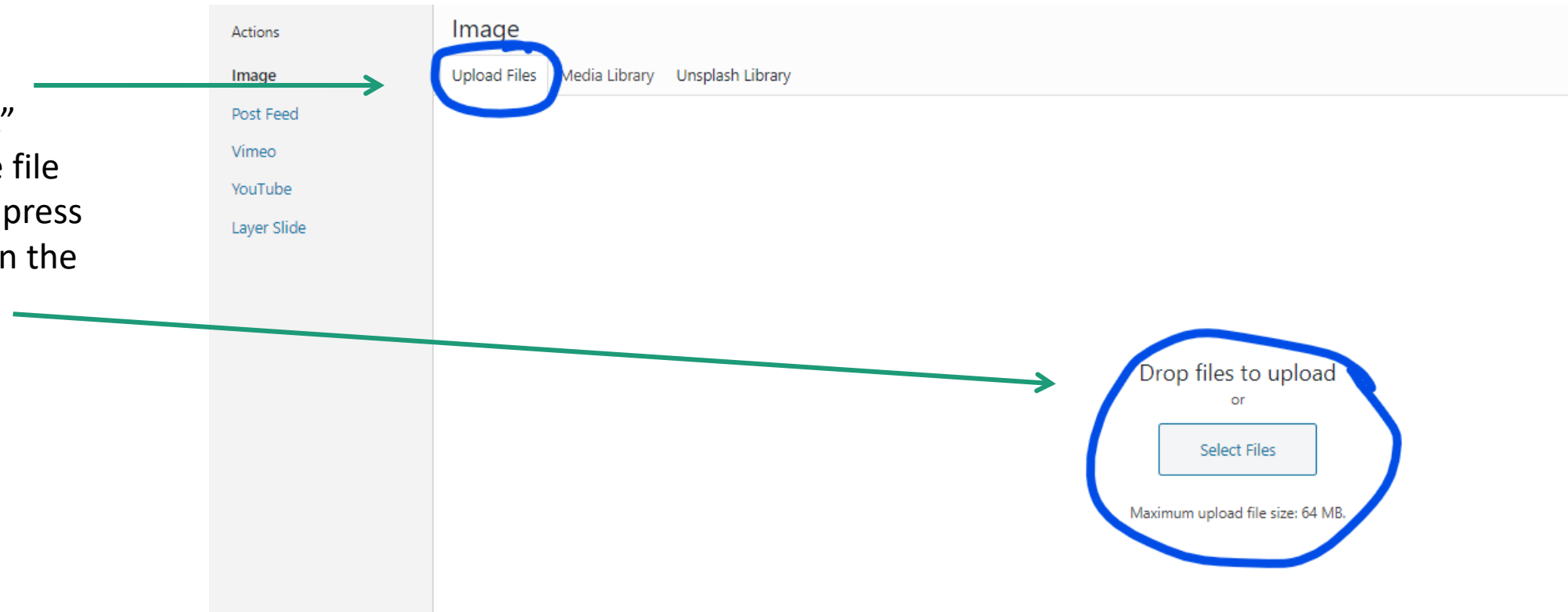
Here you can choose to an existing image from the Media Library or you can Upload a file from your computer.

We are using slides that are 940 X 588. It is best to re-size your images to these dimensions and make sure they are compressed to be less than 200 kb per image.



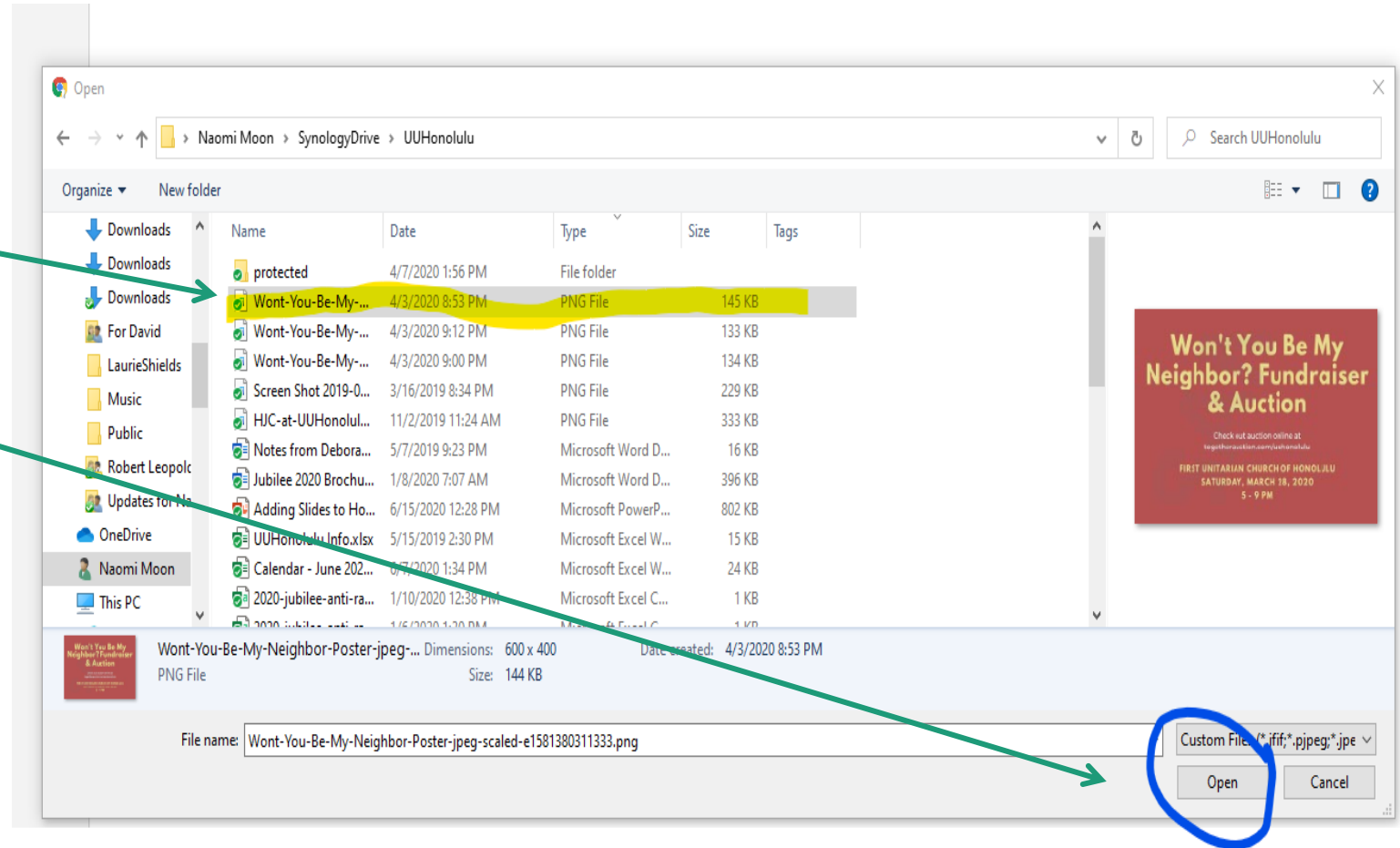
Uploading an image for the slide show

Select "Upload Files."
Then either drag the file
onto the window or press
"Select Files" to open the
File Browser.



After you press “Select Files”,
the File Browser opens and you can
navigate to the file you want to upload.

Highlight that file
and select “Open.”



Now you see your uploaded image in the Media Library and it should have a check mark to show it is selected.

Click “Add to slideshow.”

Actions

Image

Post Feed

Vimeo

YouTube

Layer Slide

Image

Upload Files Media Library Unsplash Library

Filter Media

All media items All dates

Search

ATTACHMENT DETAILS

8th-Principle-UUHonolulu-p40X588.jpg

November 2, 2019

113 KB

940 by 588 pixels

Edit image

Delete Permanently

Alt Text

Describe the purpose of the image. Leave empty if the image is purely decorative.

Title

8th-Principle-UUHonolulu-

Caption

Description

Copy Link

https://uuhonolulu.org/wp-


2 items selected


Edit Selection Clear

Add to slideshow

The new slide appears
at the bottom of your slideshow.

You can click on the slides and
drag them around to rearrange
the order they appear.






General | SEO | Crop | Schedule

Caption ☐ Media library caption ☐ Media library description ☒ Enter manually

Hawaii Justice Coalition at UU Honolulu

https://uuhonolulu.org/justice/criminal-justiceinjustice/ ☒ Open in a new window

Image Slide




General | SEO | Crop | Schedule

Caption ☒ Media library caption ☐ Media library description ☐ Enter manually

Join us at "Won't You Be My Neighbor? Fundraiser & Auction Saturday, October 24th, 5-9 pm. Click on the slide for more information about the auction.

http://togethераuction.com/uuhonolulu ☒ Open in a new window

Image Slide



General | SEO | Crop | Schedule

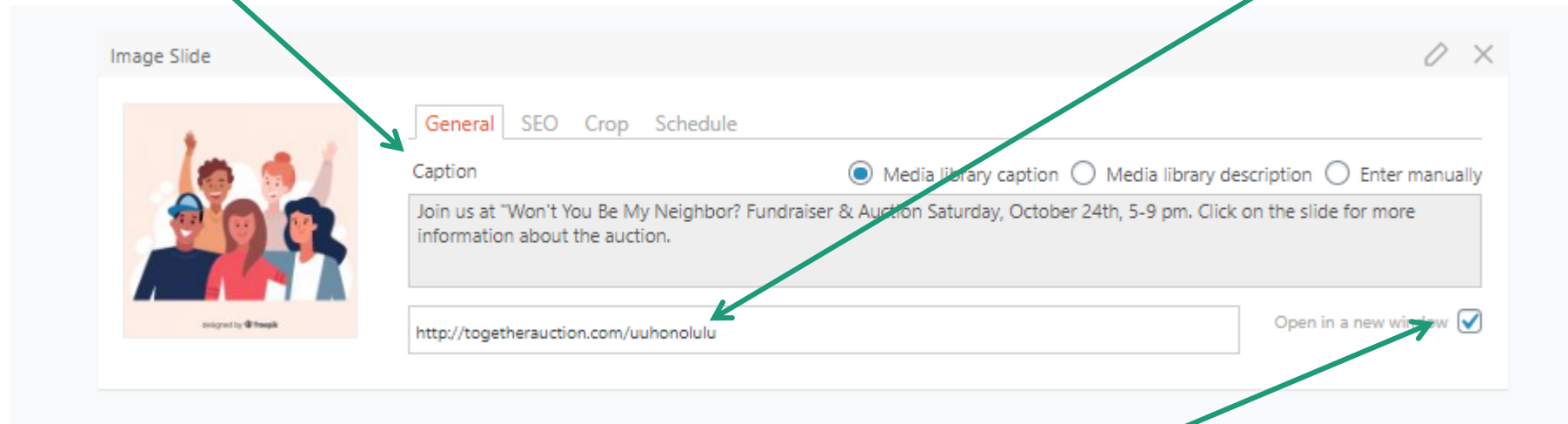
Caption ☒ Media library caption ☐ Media library description ☐ Enter manually

No default was found

URL ☐ Open in a new window

Add a caption and it will appear as text across the slide.

Add a link, if you want the user to be able to click on the slide and go to a page which tells more about the slide.



The screenshot shows the 'Image Slide' configuration window. It features a preview of a slide with an illustration of four diverse people cheering. To the right of the preview are tabs for 'General', 'SEO', 'Crop', and 'Schedule'. Under the 'General' tab, there is a 'Caption' section with three radio button options: 'Media library caption' (selected), 'Media library description', and 'Enter manually'. Below these is a text area containing the text: 'Join us at "Won't You Be My Neighbor? Fundraiser & Auction Saturday, October 24th, 5-9 pm. Click on the slide for more information about the auction.' At the bottom, there is a text input field containing the URL 'http://togethераuction.com/uuhonolulu'. To the right of this field is a checkbox labeled 'Open in a new window' which is checked. Four green arrows point from external text blocks to specific elements: one to the image preview, one to the caption text area, one to the URL input field, and one to the 'Open in a new window' checkbox.

Decide if you want the link to open in the same tab or a new one.

To delete a slide from the slide show

In the MetaSlider dashboard, click the “X” on the slide you want to delete.

Then click “Save” at the top.

The screenshot displays the MetaSlider dashboard interface. On the left is a dark sidebar menu with various WordPress management options. The main content area shows a list of slides for the 'Home page MetaSlideshow'. Two slides are visible, each with a thumbnail, a caption editor, and a URL field. A green arrow points from the text 'click the “X” on the slide you want to delete' to the 'X' icon in the top right corner of the first slide's edit box. Another green arrow points from the text 'Then click “Save” at the top' to the 'Save' button in the top right corner of the dashboard header. A blue circle highlights the 'MetaSlider' option in the sidebar menu. A second blue circle highlights the 'X' icon in the top right corner of the second slide's edit box. The dashboard header includes the MetaSlider logo, a search bar, and buttons for 'Add Slide', 'Preview', 'Docs', 'New', 'Duplicate', 'Add CSS', and 'Save'.

Dashboard Menu:

- Dashboard
- Posts
- Services
- Media
- Popup Builder
- Pages
- Comments
- Events 25
- Ninja Forms
- Appearance
- Plugins
- Users
- Tools
- Settings
- Stripe Payments
- Notifications
- Insights
- BackupBuddy
- Members
- Sucuri Security
- Theme My Login
- Wordfence 1
- MetaSlider

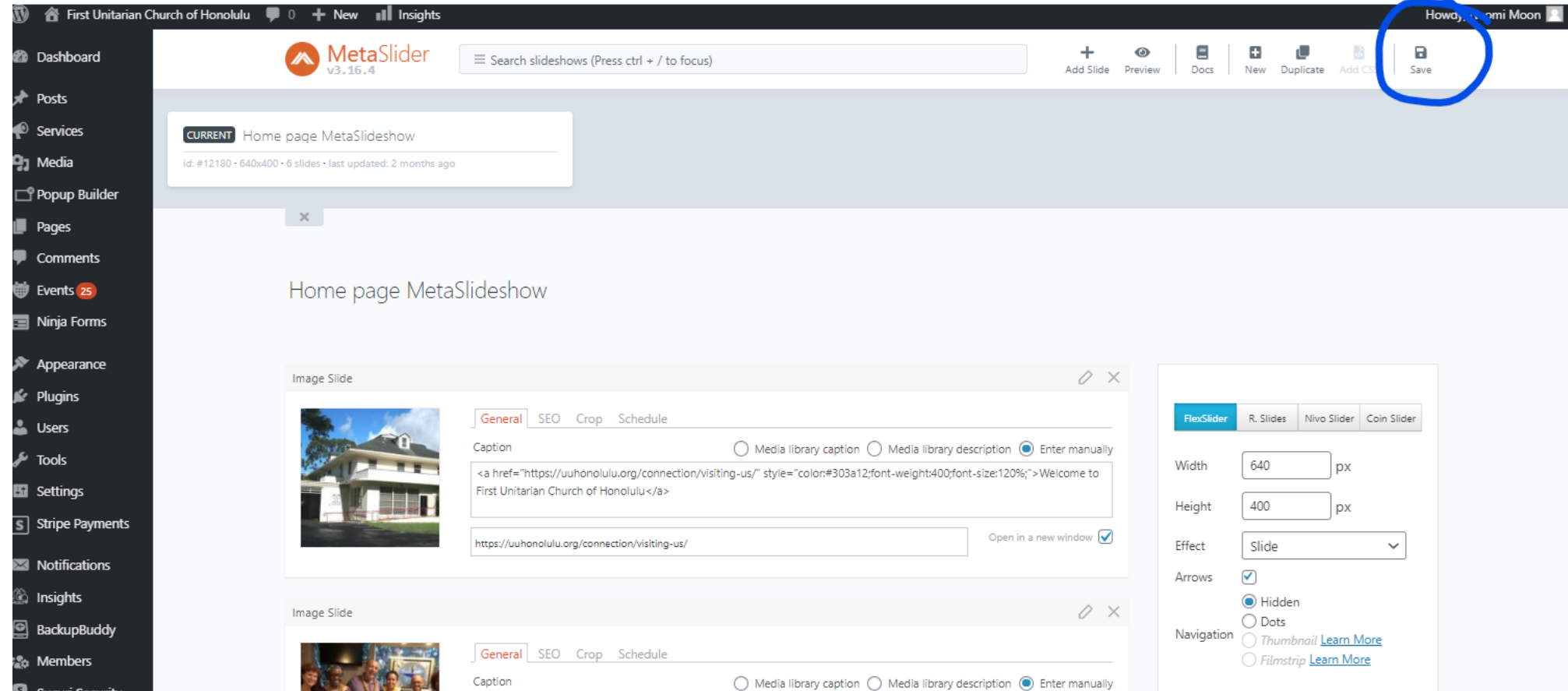
Slide List:

Slide	Thumbnail	Caption	URL	Open in new window
1		<p>General SEO Crop Schedule</p> <p>Caption: <input type="radio"/> Media library caption <input type="radio"/> Media library description <input checked="" type="radio"/> Enter manually</p> <p>Welcome to First Unitarian Church of Honolulu</p>	<p>https://uuhonolulu.org/connection/visiting-us/</p>	<input checked="" type="checkbox"/>
2		<p>General SEO Crop Schedule</p> <p>Caption: <input type="radio"/> Media library caption <input type="radio"/> Media library description <input checked="" type="radio"/> Enter manually</p> <p>Date Change: 2020 Jubilee Anti Racism Training September 4-6</p>	<p>https://uuhonolulu.org/justice/jubilee-anti-racism-training/</p>	<input checked="" type="checkbox"/>

Slide Settings (Right Panel):

- FlexSlider (selected), R. Slides, Nivo Slider, Coin Slider
- Width: 640 px
- Height: 400 px
- Effect: Slide
- Arrows: ☒ (Hidden, Dots, Filmstrip)
- Navigation: ☐ Thumbnail, ☐ Filmstrip
- Slideshow Theme: UUA Slider

Don't forget to hit "Save" when you're done.



The screenshot shows the MetaSlider v3.16.4 interface. A green arrow points from the text "Don't forget to hit 'Save' when you're done." to the "Save" button in the top right toolbar, which is circled in blue. The interface includes a left sidebar with navigation options like Dashboard, Posts, Services, Media, and Settings. The main area displays the "Home page MetaSlideshow" with a list of slides. The first slide is selected, showing its image, caption, and URL. The bottom right panel contains settings for the slider, including width, height, effect, and navigation options.

First Unitarian Church of Honolulu

MetaSlider v3.16.4

Search slideshows (Press ctrl + / to focus)

Dashboard

Posts

Services

Media

Popup Builder

Pages

Comments

Events 25

Ninja Forms

Appearance

Plugins

Users

Tools

Settings

Stripe Payments

Notifications

Insights

BackupBuddy

Members

Home page MetaSlideshow

id: #12180 · 640x400 · 6 slides · last updated: 2 months ago

Home page MetaSlideshow

Image Slide

General SEO Crop Schedule

Caption

☐ Media library caption ☐ Media library description ☒ Enter manually

Welcome to First Unitarian Church of Honolulu

https://uuhonolulu.org/connection/visiting-us/ Open in a new window ☒

Image Slide

General SEO Crop Schedule

Caption

☐ Media library caption ☐ Media library description ☒ Enter manually

FlexSlider R. Slides Nivo Slider Coin Slider

Width 640 px

Height 400 px

Effect Slide

Arrows ☒

Navigation ☒ Hidden ☐ Dots ☐ Thumbnail [Learn More](#) ☐ Filmstrip [Learn More](#)