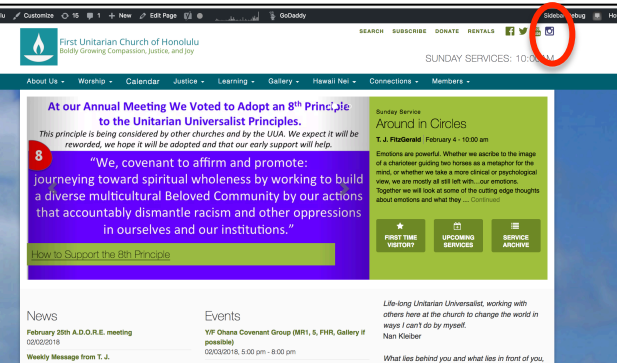


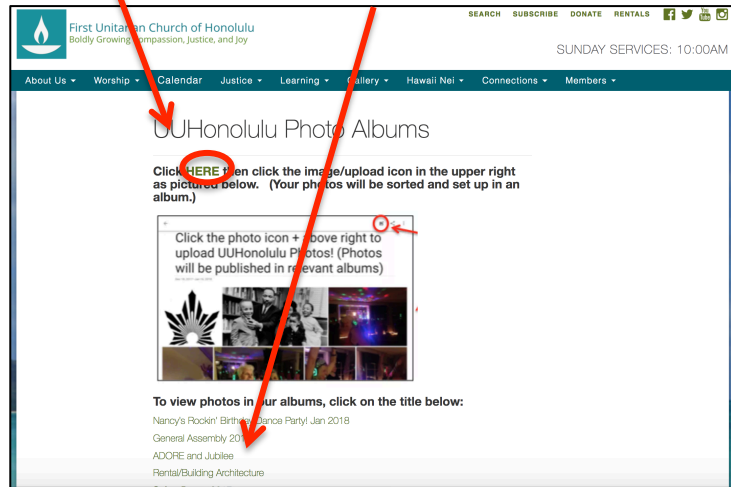
Please Share Your Photos!

Your images can bring life to our UUHonolulu weekly newsletter, monthly magazine and everyday website – IF you upload them.

- 1** Go to the website and click the little camera icon on the upper right




- 2** This will take you to a page with a Link to upload new photos above, and Linked Titles to existing albums below.



Click the photo icon + above right to upload UUHonolulu Photos! (Photos will be published in relevant albums)

Dec 18, 2017–Jan 16, 2018



- 3** Click the photo icon here to upload images from your computer.

Here you will see new photos to be added to albums.



- 4** Choose photos from your computer or smart phone, Click on the photo, then Click “insert” at the bottom of your page. (If your photo is on your phone, send it to your laptop to upload. Or access the website and upload from your phone.)

